

Go to <http://sis.corban.edu>

## To view your account:

Select "Billing" from the "Student Records" menu.

## To make a payment:

Select "Online Payment" from the "Student Services" menu.

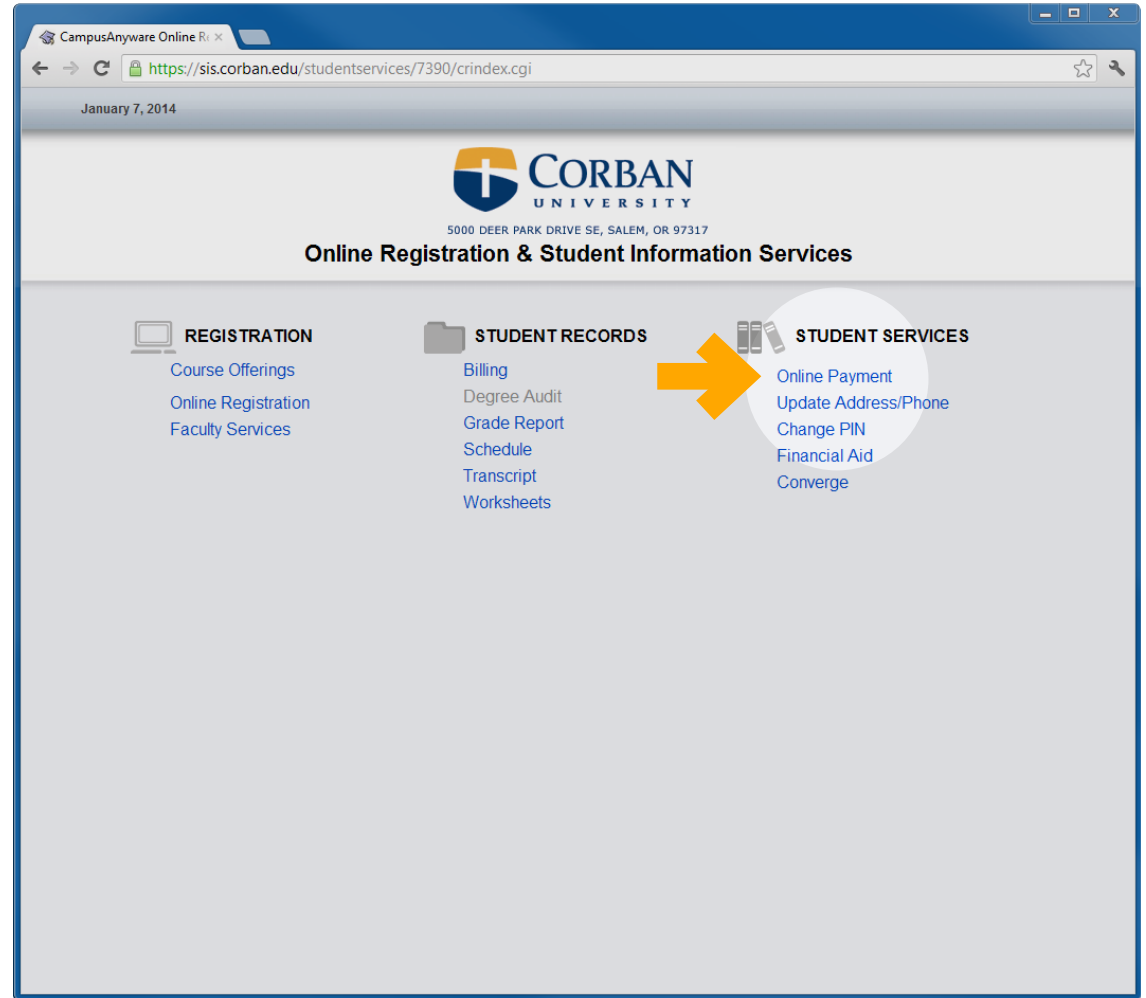
Note: You will need to login to continue.

## Returning Students:

To log in, enter your student ID and PIN.

## New Students:

Enter your social security number in both the SSN and PIN fields. Upon login you will be asked to personalize you PIN.




Fill in the amount you wish to pay here  
Select "Continue"

Warning: Do not make payments based upon the information following "Student Balance:" that is in process of being repaired.


Payment on Account x

← → ↻ https://sis.corban.edu/

 **CORBAN**  
UNIVERSITY  
5000 DEER PARK DRIVE SE, SALEM, OR 97317

Please enter the amount you would like to pay on your account.

Student ID : 000002801  
Student Balance : \$ 2020.00  
Amount : \$ 0.00  
Continue

Back to Main Menu  Request Technical Support

Your student ID will show under "Customer ID:"

Complete the form as instructed.

The screenshot shows a web browser window titled "Payment Form - Google Chrome" with the URL "https://secure.authorize.net/gateway/transact.dll". The page header features the Corban University logo and address: "CORBAN UNIVERSITY, 5000 DEER PARK DRIVE SE, SALEM, OR 97317". The main heading is "Online Payment Form".

**Order Information** \* Required Fields  
Description: Payment on Account  
**Total: US \$0.10**

**Payment Information**  
Pay by  Credit/Debit Card  Bank Account (USA only)

Logos for VISA, MasterCard, American Express, and DISCOVER are shown. Below them are input fields for:  
Card Number:  \* (enter number without spaces or dashes)  
Expiration Date:  \* (mmyy)  
Card Code:  \* [Whats this?](#)

**Billing Information**  
Customer ID: 00002801  
First Name:  \* Last Name:  \*  
Company:   
Address:  \*  
City:  \*  
State/Province:  \* Zip/Postal Code:  \*  
Country:   
Email:   
Phone:   
Fax:

**Security Code**  
A security code image showing the number "19228" is displayed. Below it, the text reads: "Please enter the security code above." followed by an empty input field.